

Science Lab Safety Rules



What's Wrong With This Picture?



Rule #1

- Always follow the safety procedures outlined by your teacher. Follow directions and ask questions if you are unsure of what to do.



Rule #2

- **Never put any material in your mouth. Do not taste any chemicals unless your teacher specifically tells you do so.**



Rule #3

- **Do not smell any unknown material. If your teacher asks you to smell a material, wave a hand over the material to draw the scent toward your nose.**



Rule #4

- **Avoid touching your face, mouth, ears, or eyes while working with chemicals, plants, or animals.**



Rule #5

- Always wash your hands with soap and water immediately after using chemicals (including common chemicals such as salt and dyes), and handling natural materials or organisms (such as fish or bugs.)



Rule #6

- **Do not mix unknown chemicals just to see what happens.**



Rule #7

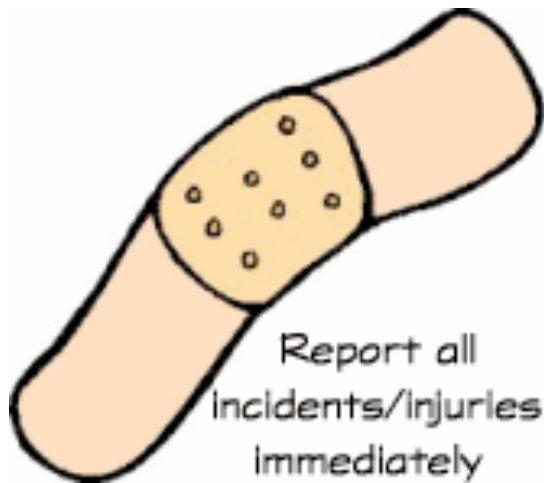
- Always wear splash-proof goggles when working with liquids or sharp, pointed tools.



safety
goggles
are the
best

Rule #8

- **Clean up spills immediately and report all accidents to your teacher.**



Rule #9

- **Never use the mirror of a microscope to reflect direct sunlight. The bright light can cause permanent eye damage.**



Rule #10

- **Never reach across a burning flame.**




Other Lab Safety Tips

- **No horseplay in the classroom.**



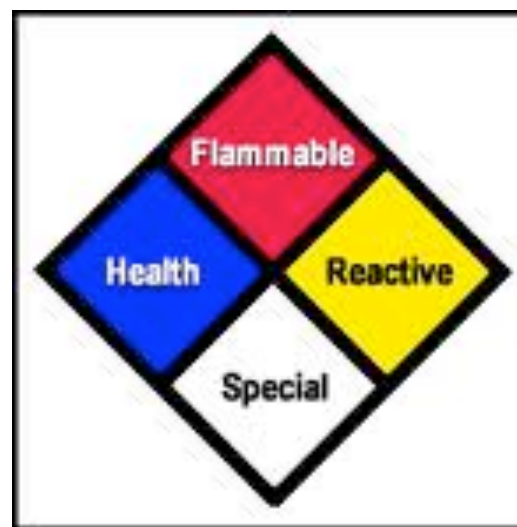
**DO NOT
HORSE AROUND
IN THE LAB**

- **Please keep books and school supplies neat and off of the floor.**



Do NOT...

- Do **NOT** touch the gas jets in the classroom. If left on, they will emit an odorless, poisonous gas that can cause serious illness or death.



Remember To...

- **Always follow Assumption School rules.**
- **Be respectful of the materials used in science.**
- **Be respectful of any living creature in the classroom, that includes: your teacher, your peer, a plant, or an animal.**
- **Learn and have fun!**



Lab Safety Music Video

<http://www.youtube.com/watch?v=yclOrqEv7kw&feature=related>

-Credit: Mrs. Simpson-Slowleyy Music Video

Credit

- Power Point Created by Mrs. Britt
- Lab Safety Rules by Lawrence Hall of Science -FOSS Kit
- You Tube Video: Lab Safety Music Video – Mrs. Simpson-Slowley